


## Adapters for QC range of grips

### Description

The Mecmesin QC (Quick-Change) adapters allow grips to be attached to test frames and loadcells quickly and easily without the need for tools. A standard diameter post fits into the bore hole of the QC-type grip and is held in place by an 8 mm diameter lateral pin. Grips are thus securely fixed, but can be exchanged in a matter of seconds.

The QC adapter can be fitted to the anvil plate of the test frame or to the bottom of the loadcell. See the tables for compatibility.



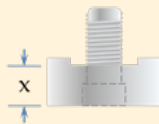

## QC adapters for use with grips having 20mm Ø fittings

Description	Part No.	
<p>QC Type C - 20 mm Ø Male Post c/w pin &amp; fixing screws</p> <p>-fit to Anvil Plate supplied with Test Frame -fit to Loadcell Mounting Plate</p>  <p>x-height added: 24 mm</p>	432-284	 
<p>QC mounting plate for 50 kN systems</p> <p>-fit to 50 kN anvil plate, or pancake loadcell, as a base for 432-284. Enables 20 mm QC fixtures to be used on a 50 kN test stand.</p> <p>x-height added: 15 mm</p>	432-622	 
<p>QC Adapter, converts Type L (F) to C (M)</p> <p>-fits onto a Type L (32 mm) post, for fitting 20 mm QC fixtures.</p> <p>x-height added: 58 mm</p>	432-623	 
<p>QC Type J - Light-weight Male 20 mm Ø adapter (10/32 UNF hole) c/w pin **</p> <p>-fit to force gauges or loadcells with 10/32 UNF threaded connection</p> <p>x-height added: 32 mm</p>	432-418	 
<p>Type A Adapter with Pin QC Type A - Male 20 mm Ø adapter (5-16 UNC hole) c/w pin **</p> <p>-fit to force gauges or loadcells with 5-16 UNF threaded connection</p> <p>x-height added: 32 mm</p>	432-282	 
<p>QC Type K - Female Sleeve 20 mm Ø c/w pin &amp; fixing bolt (5-16 UNC)</p> <p>-convert a non QC-type grip to QC-type by attaching sleeve to the grip</p> <p>x-height added: 55 mm</p>	432-429	 
<p>QC Type B - Female Sleeve 20 mm Ø c/w pin &amp; fixing bolt (M12)</p> <p>-convert a non QC-type grip to QC-type by attaching sleeve to the grip</p> <p>x-height added: 55 mm</p>	432-283	 

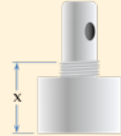

e.g. QC Type K Female sleeve with wedge grip

\* N.B. Great care should be taken when selecting grips for use with low-capacity loadcells due to risk of overload  
\*\* N.B. Secured with a single screw fitting, so the orientation of the locking-pin hole is not guaranteed


**QC-adapters for use with grips having 20mm Ø fitting.**

Description - Loadcell Mounting Plates	Part No.	
QC Type M - Loadcell Mounting Plate - 13 mm wide slot c/w M6 bolt for 100 N & 200 N S-beam loadcells x-height added: 14 mm	432-452	  <p align="center"><b>Fitting Loadcell Mounting Plate to ILC-S</b></p>
QC Type D - Loadcell Mounting Plate - 19 mm wide slot c/w M6 bolt for 500 N S-beam loadcells x-height added: 14 mm	432-285	
QC Type E - Loadcell Mounting Plate - 19 mm wide slot c/w M10 bolt for 1000 N S-beam loadcell x-height added: 14 mm	432-286	
QC Type F - Loadcell Mounting Plate - 25 mm wide slot c/w M12 bolt for 2500 N, 5000 N & 10 kN S-beam loadcells x-height added: 25 mm	432-287	
QC Type G - Loadcell Mounting Plate - 25 mm wide slot c/w M16 bolt for 25 kN S-beam loadcell x-height added: 25 mm	432-288	

**QC adapters for use with grips having with 32 mm Ø fitting**

QC Type L - 32 mm Male Post c/w pin & fixing screws for connection to 20 kN and 50 kN Pancake loadcells and anvil plate of 50 kN Test Frame. Uses a 12 mm diameter pin.  x-height added: 30 mm	432-451	 
---	---------	--

## Test Frame

Anvil plate	QC Adapter
Single column - MultiTest 0.5, 1, 2.5, 5  	QC Type C 20 mm Male Post c/w pin & fixing screws Use 4 x M6 screws supplied (432-284) or QC Type J 10-32 UNF lightweight adapter with pin ** Use with 10-32 UNF grubscrew in anvil plate (432-418) or QC Type A 5/16 UNC Adapter with pin ** Use with 5/16 UNC grubscrew in anvil plate (432-282)
Twin column - MultiTest 10, 25	QC Type C adapter post c/w pin and fixing screws Use 4 x M6 screws supplied (432-284)
Twin column - MultiTest 50	QC Type L - 32 mm Male Post c/w pin & fixing screws Use 6 x M6 screws supplied (432-451)

## Loadcells


Loadcell	QC Adapter Where 2 part no.s are listed, both are required
ILC 2*, 5*, 10*, 25*, 50, 100, 250, 500 N (internal type) Fitting: 10-32 UNF male thread	QC Type J 10-32 UNF lightweight adapter with pin** (432-418)
ILC-S 100, 200, 500 N (S-beam type) Fitting: M6 female threaded hole	QC Type C adapter post c/w pin and fixing screws (432-284) QC Type D loadcell mounting plate M6 with bolt (432-285)
ILS-S 1000 N (S-beam type) Fitting: M10 female threaded hole	QC Type C adapter post c/w and fixing screws (432-284) QC Type E loadcell mounting plate M10 with bolt (432-286)
ILS-S 2500, 5000 N (S-beam type) Fitting: M12 female threaded hole	QC Type C adapter post c/w pin and fixing screws (432-284) QC Type F loadcell mounting plate M12 with bolt (432-287)
ILC-T 10 kN (S-beam type) Fitting: M12 female threaded hole	QC Type C adapter post c/w pin and fixing screws (432-284) QC Type F loadcell mounting plate M12 with bolt (432-287)
ILC-T 25 kN (S-beam type) Fitting: M16 female threaded hole	QC Type C adapter post c/w pin and fixing screws (432-284) QC Type G loadcell mounting plate M16 with bolt (432-288)
ILC-P 20, 50 kN (Pancake type) Fitting: M6 female thread holes x 6	QC Type L - 32 mm Male Post c/w pin & fixing screws (for 50 kN systems only) (432-451)

\* N.B. Great care should be taken when selecting grips for use with low-capacity loadcells due to risk of overload

\*\* N.B. Secured with a single screw fitting, so the orientation of the locking-pin hole is not guaranteed



FS 58553



Mecmesin reserves the right to alter equipment specifications without prior notice.  
E&OE

**Head Office**  
**Mecmesin Limited**

w: [www.mecmesin.com](http://www.mecmesin.com)  
e: [sales@mecmesin.com](mailto:sales@mecmesin.com)

**France**  
**Mecmesin France**

w: [www.mecmesin.com/fr](http://www.mecmesin.com/fr)  
e: [contact@mecmesin.fr](mailto:contact@mecmesin.fr)

**Germany**  
**Mecmesin GmbH**

w: [www.mecmesin.com/de](http://www.mecmesin.com/de)  
e: [info@mecmesin.de](mailto:info@mecmesin.de)

**North America**  
**Mecmesin Corporation**

w: [www.mecmesin.com](http://www.mecmesin.com)  
e: [info@mecmesincorp.com](mailto:info@mecmesincorp.com)

**Asia**  
**Mecmesin Asia Co., Ltd**

w: [www.mecmesin.com/th](http://www.mecmesin.com/th)  
e: [sales@mecmesinasia.com](mailto:sales@mecmesinasia.com)

**China**  
**Mecmesin (Shanghai) Pte Ltd**

w: [www.mecmesin.com/zh](http://www.mecmesin.com/zh)  
e: [sales@mecmesin.cn](mailto:sales@mecmesin.cn)